

# **Boomwhackers**

## **Knowledge Organisers**

# Boomwhackers: Lite Level 1

## Course Evaluation Criteria

**Y1:** We would expect all children in Y1 to attain statements 1-4. If any of statements 5-10 are attained, those pupils are exceeding expectations.

**Y2:** We would expect all children in Y2 to attain statements 1-8. If statements 9 or 10 are attained, those pupils are exceeding expectations.

1. Pupils know how to make a sound with a Boomwhacker.
2. Pupils can play simple rhythms in unison with the class.
3. Pupils can play a C scale using solfège.
4. Pupils can hear the different pitches of each colour Boomwhacker.
5. Pupils can play a beginner song by reading a colour chart.
6. Pupils can play a song from start to finish in small groups.
7. Pupils can adjust their grip accordingly to produce a clear tone.
8. Pupils can play two Boomwhackers at the same time while producing a clear tone in both.
9. Pupils can identify whether a pitch is higher or lower than another.
10. Pupils can understand octaves and can use the octavators.

## Learning Outcomes

**Course Overview:** This course is about learning a new instrument in a fun, creative and inventive way. Boomwhackers are a new instrument that allows the children to play in group ensembles, recreating songs or composing their own tunes. Children will get the opportunity to play in different parts of the Boomwhacker orchestra to see where they prefer to be. Every song is taught using colour-coordinated notes, allowing children who struggle to read from a stave to still participate easily.

**Learning Outcomes:** To have gained a greater understanding of Boomwhacker instrumentation and to know its background. Students will also be able to perform a number of different skills on the instrument and play a number of songs.

## Keywords


### Boomwhackers

### Playing Techniques

Hit against your body, or against the table.



**The roll** - Using just one or two boomwhackers



### Octavator

Creates a larger range




### Chords and chord sequences

Playing three note chords and songs with simple melodies and chord sequences.



## Class Songs

|                   |                     |   |
|-------------------|---------------------|---|
| Ebeneezer Sneezer | Star Wars Theme     |  |
| Jacques           | Rollin' in the deep |   |
| Birthday Rock     | How far will I go   |   |
| Sunny             | Ghostbusters        |   |
| Tetris Theme      | Lady Bird           |   |
|                   | Oh Suzanna          |   |
|                   | Paris - Do-Re-Mi    |   |

## Vocabulary Bank

**Boomwhacker** *A plastic tube that plays a note when hit.*

**Octavator** *A black cap, which when placed on the end of a boomwhacker, lowers the pitch by an octave.*

**Pitch** *How high or low a note is.*

**Melody** *A sequence of notes that makes a tune.*

**Chords** *Two or more notes played together at the same time.*

**Solfège** *A musical scale we sing to Do, Ray, Me, Far, So, La, Te, Do.*

# Boomwhackers: Level 1

## Course Evaluation Criteria

**Y3:** We would expect all children in Y3 to attain statements 1-4. If any of statements 5-10 are attained, those pupils are exceeding expectations.

**Y4:** We would expect all children in Y4 to attain statements 1-5. If any of statements 6-10 are attained, those pupils are exceeding expectations.

**Y5:** We would expect all children in Y5 to attain statements 1-7. If any of statements 8-10 are attained, those pupils are exceeding expectations.

**Y6:** We would expect all children in Y6 to attain statements 1-8. If statements 9 or 10 are attained, those pupils are exceeding expectations.

1. Pupils know how to produce a clear sound from a Boomwhacker.
2. Pupils can recognise notes by the colour of the Boomwhacker.
3. Pupils can perform comfortably in a whole class performance.
4. Pupils can change the octave of their Boomwhacker using an octavator.
5. Pupils can compose and perform a piece of music in small groups.
6. Pupils can understand and structure a chord using three Boomwhackers.
7. Pupils can sight read a song using solfège.
8. Pupils can perform a roll using 3 different techniques.
9. Pupils can read and play crotchets, quavers and minims.
10. Pupils can differentiate between major and minor chords.

## Learning Outcomes

**Course Overview:** This course is about learning a new instrument in a fun, creative and inventive way. Children will get the opportunity to play in different parts of the Boomwhacker orchestra to see where they prefer to be. Every song is taught using colour-coordinated notes, allowing children who struggle to read from a stave to still participate easily. KS2 students will be encouraged to use their music theory knowledge to read the notated music and write and record compositions. Advanced groups will be given the opportunity to play multiple Boomwhackers at the same time, allowing students to construct chords and improve harmony.

**Learning Outcomes:** To have gained a greater understanding of Boomwhacker instrumentation and to know its background. Students will also be able to perform a number of different skills on the instrument and play a number of songs.

## Keywords

### Boomwhackers

#### Playing Techniques

Hit against your body, or against the table.

**The roll** - Using just one or two boomwhackers to sustain notes.


**Vibrato** - Used to create variations in pitch to make the song more interesting.

#### Octavator

Creates a larger range.

#### Chords and chord sequences

Playing three note chords and songs with simple melodies and chord sequences.



## Class Songs

Ebenezer Sneezer Star Wars Theme

Jacques

Birthday Rock

Sunny

Tetris Theme

Rollin' in the deep

How far will I go

Ghostbusters

Lady Bird

Oh Suzanna

Paris - Do-Re-Mi



## Vocabulary Bank

### Boomwhacker

*A lightweight, hollow, color-coded, plastic tube, tuned to a musical pitch by length.*

### Octavator

*A black cap, which when placed on the end of a boomwhacker, lowers the pitch by an octave.*

### Pitch

*How high or low a note is.*

### Melody

*A sequence of notes that makes a tune.*

### Chords

*Two or more notes played together at the same time.*

### Solfège

*A scale sung to syllables.*

### 12-Bar Blues

*A popular chord progression.*